


Blackboard learn⁺

*Blackboard Urkund Integration API
Building Block*

User Guide



Worldwide Headquarters	International Headquarters
Blackboard Inc.	Blackboard International B.V.
650 Massachusetts Avenue NW Sixth Floor Washington, DC 20001-3796	Paleisstraat 1-5 1012 RB Amsterdam The Netherlands
+1 800 424 9299 toll free US & Canada	
+1 202 463 4860 telephone	+31 20 788 2450 (NL) telephone
+1 202 463 4863 facsimile	+31 20 788 2451 (NL) facsimile
www.blackboard.com	www.blackboard.com

Copyright © 1997-2014. Blackboard, the Blackboard logo, BbWorld, Blackboard Learn, Blackboard Transact, Blackboard Connect, the Blackboard Outcomes System, Behind the Blackboard, and Connect-ED are trademarks or registered trademarks of Blackboard Inc. or its subsidiaries in the United States and other countries. U.S. Patent Numbers: 6,988,138; 7,493,396; 6,816,878.

Sun™, Java™, JDK™, JVM™, JDBC™, Solaris™, Microsoft®, Windows®, Windows Server®, Windows Vista®, SQL Server®, Internet Explorer®, Oracle®, Red Hat®, Enterprise Linux®, Apple®, Mac OS®, Tiger®, Leopard®, Snow Leopard®, Safari®, Apache Tomcat™, Tomcat™, Mozilla®, Firefox®, JAWS for Windows®, VMware®, Xen™, Wimba Pronto™, Acxiom Identify-X™, NBC®, Follett™, Wiley, WileyPLUS are trademarks or registered trademarks of their respective owners.

Other product and company names mentioned herein may be the trademarks of their respective owners.

No part of the contents of this manual may be reproduced or transmitted in any form or by any means without the written permission of the publisher, Blackboard Inc.



Table of Contents


Glossary of Terms	4
About Blackboard Urkund Integration API Building Block built by Blackboard	5
Urkund Enabled Assignment Creation	6
To create Urkund enabled Assignments as an Instructor in a course:.....	6
View Similarity Report	9
To view the report as an instructor.....	9
To view the report as a student	11
Supported document types	12



Glossary of Terms

Below is a list of abbreviations used in the document.

Building Block	B2, b2
Blackboard	BB, Bb, bb
Blackboard Urkund Integration API	urkund_b2
Administrator	admin
Blackboard Learn	Bb Learn



About Blackboard Urkund Integration API Building Block built by Blackboard

The Blackboard Urkund Integration API building block (also referred as RPS b2) is a course tool for Staff/Administrators in the institution.

1. Instructors/Teaching Assistant can create Urkund enabled Assignments and the tool will support individual, group and anonymous assignments as normal BB assignment work flow.

[Urkund enabled Assignments are similar to Online Assignments in Bb Learn.]

2. To record written/document submissions through Urkund enabled Assignments via an interface in the b2 and provide the Staff/Instructor report from Urkund on plagiarism for the document submitted.

3. The students submit documents or written submission through the Urkund assignments which is sent across to Urkund for plagiarism check. Once a document has reached a final state, i.e. analyzed or in error in Urkund, the status of the document is recorded and shown in the course. Visibility of response data is dependent on the b2 configuration and Urkund mashup tool configuration.

4. A plagiarism score and report link with plagiarism details is provided by Urkund for documents submitted through the b2 using webservice.

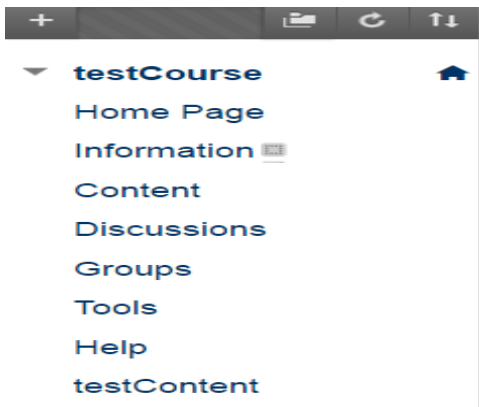
5. The b2 leverages REST functionality and consumes Urkund API services for checking plagiarism of documents or content.



Urkund Enabled Assignment Creation

To create Urkund enabled Assignments as an Instructor in a course:

1. Login to the Learn 9.1 system as an Instructor / TA role and access the course.
2. Go to the Content Area of the course and click any course toc content folder.



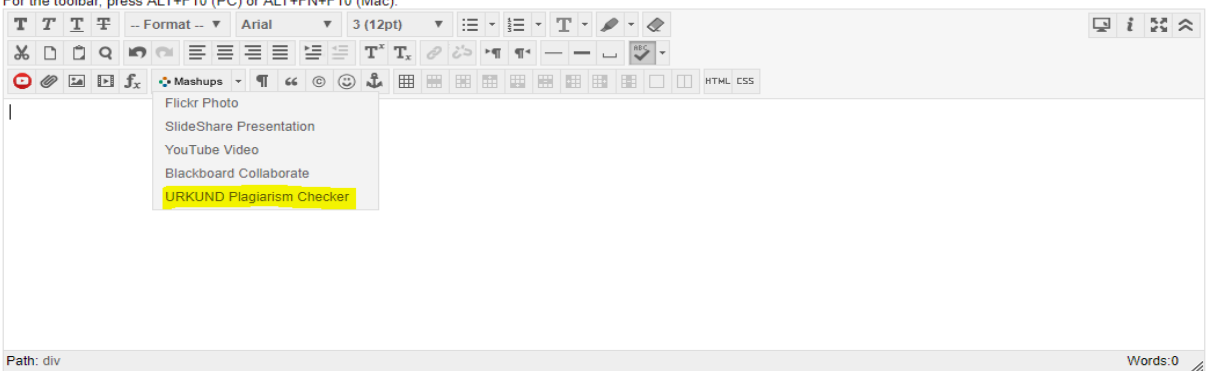
3. In the Course Toc Content folder, go to the 'Assessments' area dropdown and click on Assignments.
4. Fill the general settings as required in a normal assignment.
5. Go to the VTBE editor, click on the drop down of Mashups, and locate Urkund Plagiarism Checker.

** Indicates a required field.* Cancel Submit

ASSIGNMENT INFORMATION

** Name and Color* Black

Instructions
For the toolbar, press ALT+F10 (PC) or ALT+FN+F10 (Mac).

A screenshot of the Blackboard assignment editor toolbar. The toolbar is a horizontal bar with various icons for text formatting, alignment, and insertion. A dropdown menu is open under the 'Mashups' icon, showing a list of options: Flickr Photo, SlideShare Presentation, YouTube Video, Blackboard Collaborate, and URKUND Plagiarism Checker (which is highlighted in yellow). The toolbar also includes a font face dropdown (Arial), a font size dropdown (3 (12pt)), and a color selection dropdown (Black).

Path: div Words:0

ASSIGNMENT FILES

6. Clicking on the Urkund Plagiarism tool shows a custom configuration page for the assignment.

URKUND Plagiarism Checker

Select from the options below.

* Indicates a required field.

Cancel

Submit

ASSIGNMENT INFORMATION

Check Submissions for potential plagiarism using URKUND

Educator Account

* submissions.bbdev@analysis.urkund.com

Allow a student to view originality report

Include similarity score in Grade Center

A similarity score column with the assignment name followed by '- Similarity Score' will also be added to the Grade Center. By default the column will be hidden from students.

Submit previously received answers for plagiarism control

Click **Submit** to finish. Click **Cancel** to quit without saving changes.

Cancel

Submit

a) **Check Submissions for potential plagiarism using URKUND:** Make the assignment Urkund checked.

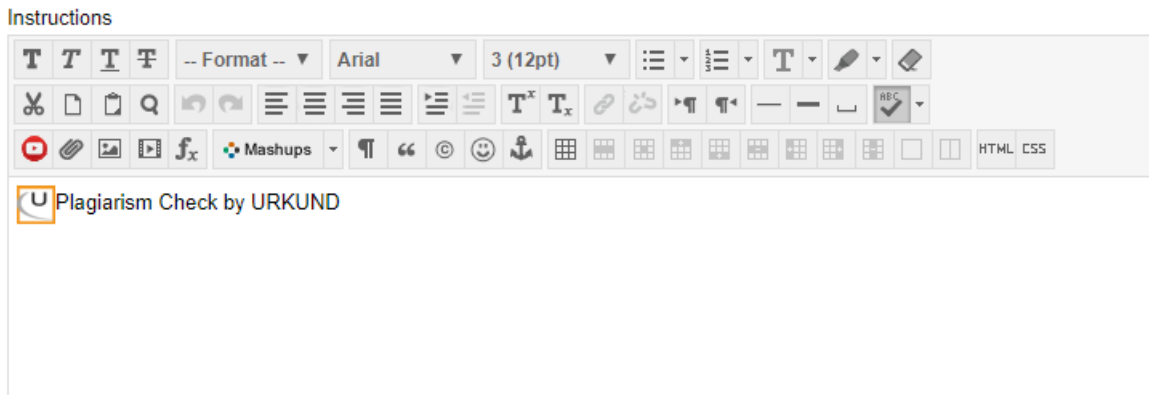
Educator Account: This field is to be populated with the blackboard email address by default. The instructor can change the email address with a valid format and submit. An analysis address is created using the Instructor/Staff's email address through the b2 automatically on using the mashup tool. The educator account will be read only if lock educator account in the settings page is enabled.

b) **Allow a student to view originality report** means that the report sent back by Urkund on document analysis completion, is made available for the students and educator at the same time. The report and the similarity score will be available for the instructors in Feedback to Learner when grading the assignment for the students. The similarity score for the students will be visible only after the instructor grade a student for the regular assignment. Similarity column will never be visible for the students in My grades.

c) **Include Similarity Score in Grade Center:** The similarity score as returned by Urkund for plagiarism of content for a document submission. This column would be added to the grade center if selected. For anonymous assignments, the similarity column will not be visible in Grade center for the instructors.

d) **Submit previously received answers for plagiarism control:** The option will be greyed out/disabled if no written/document submissions were made by a student. The option will be enabled only for the assignment that was already created and there is at least one written/document submission made by a student and not plagiarism detected for that particular assignment. Enabling the option and then submitting the mash up tool page will trigger a background process which will submit the written/document submission to URKUND. Once the documents were submitted to URKUND, Blackboard will treat the document status as per the normal workflow. The documents that were already submitted to URKUND will not be resent to URKUND, but this individual document resubmission will be handled from the Resubmit Link available from the Grading Notes.

7. **On submit** of the configuration, an Urkund icon followed by text is displayed in the VTBE editor. If the instructor wishes to remove/delete the icon then the instructor has to select edit option from the assignment. If the instructor removes URKUND icon during assignment creation then the assignment will not be considered as URKUND assignment.



8. The Urkund enabled Assignment has the same configuration options as that of a regular Assignment.

View Similarity Report

To view the report as an instructor

1. View grade history or individual attempt of each submission to view Urkund response for assignment submissions.

Example: Instructor View for Urkund returned response for documents submitted by students in a course.

Grade Center → Regular Assignment Column → User cell(click chevron) →View Grade Details → Attempts

Attempts		Manual Override	Column Details	Grade History
				Delete <input type="button" value="Last Attempt"/>
Date Created	Date Submitted (or Saved)	Value	Feedback to Learner	Grading Notes
Sep 4, 2018 12:39:53 PM	Sep 4, 2018 12:39:53 PM (Needs Grading)	⚠	Dangers_of_diving_v3.pdf Similarity Score: 100.0 Link to Plagiarism Report	Dangers_of_diving_v3.pdf Similarity Score: 100.0 Link to Plagiarism Report https://secure.urkund.com/view/40247560-749154-489517 ReSubmit
			<input type="button" value="View Full Comment"/>	<input type="button" value="View Full Comment"/>

The Grading notes for instructors would contain information on response returned from Urkund for the documents submitted for the student. Information available would be as follows:

- a) Warning if any, b) Filename, c) resubmit link for the document, d) score, e) report link

Warning/Error: These are warning messages as returned by Urkund or blank and will be included only in grading notes for the instructor view.

Filename: This is the name of the file submitted to Urkund by the student.

Resubmit Link: Link to do a resubmit for the assignment's document using the same attempt as that of the student. This link will be available in the grading notes for the instructors to resubmit the documents on behalf of the students.

Score: This is the plagiarism score returned by Urkund when the document has reached Analyzed state.

Report Link: This link is to access the report generated by Urkund for the document submitted by the student.

- The grading Notes can also be viewed from Grade Center → Select user attempt (from the chevron available in the cell) of a regular assignment column → Grade Assignment → Click the arrow to expand and view the Grading Notes and Feedback to User. Instructor can copy the url and access it directly in the browser to view the report.
Resubmit should be available always (irrespective of the status error or analyzed) in the Grading Notes for the Instructor.

ATTEMPT 11
9/4/18 12:39 PM
/10

Feedback to Learner

Dangers_of_diving_v3.pdf
Similarity Score: 100.0
[Link to Plagiarism Report](#)

Submission Text.html

A

Grading Notes - Private

Dangers_of_diving_v3.pdf
Similarity Score: 100.0
[Link to Plagiarism Report](#)
<https://secure.urkund.com/view/40247560-749154-489517>
[ReSubmit](#)

Submission Text.html
Similarity Score: 100.0
[Link to Plagiarism Report](#)

A

- Grade column:** Grade column created having the name “Similarity-<assignment title>”. If multiple documents submitted for the same attempt or single document for multiple attempts the Similarity


column shall display the result as "MULTI". In case of student submits a single document submission, the similarity score is displayed.

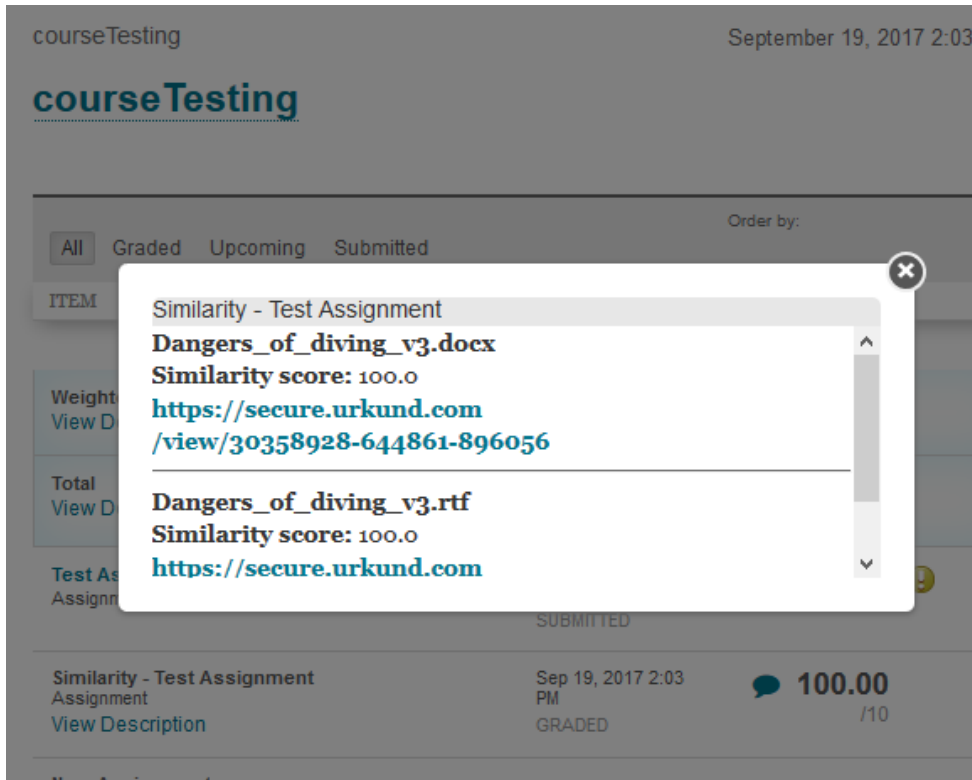
ASSIGNMENT	SIMILARITY	ASSIGNMENT	SIMILARITY
!	100.0	!	MULTI
--	--	--	--

To view the report as a student

1. Students in their My Grades view would be able to see the below feedback from Urkund when the documents have reached a final state in Urkund.

The below image is viewed by clicking on the bubble icon for the normal assignment column.





2. Students can resubmit assignments based on how the assignments have been created, i.e. multiple submissions or single submission. This is not handled by the b2 but by the core product. Therefore, no resubmit link appears for students in cases of failure. Only Instructors/staff would be able to do a resubmit on their behalf in cases of failure.

Supported document types

The following document types can be submitted to the integration service.

The following document types can be submitted to the integration service. File extension	Mime type
.doc	application/msword
.docx	application/vnd.openxmlformats-officedocument.wordprocessingml.document
.sxw	application/vnd.sun.xml.writer
.ppt	application/vnd.ms-powerpoint
.pptx	application/vnd.openxmlformats-officedocument.presentationml.presentation
.pdf	application/pdf

.txt	text/plain
.rtf	application/rtf
.html	text/html
.htm	text/html
.wps	application/vnd.ms-works
.odt	application/vnd.oasis.opendocument.text

